

SE Labs

INTELLIGENCE-LED TESTING

SMALL BUSINESS ENDPOINT PROTECTION

APR - JUN 2018





SE Labs tested a variety of anti-malware (aka ‘anti-virus’; aka ‘endpoint security’) products from a range of well-known vendors in an effort to judge which were the most effective.

Each product was exposed to the same threats, which were a mixture of targeted attacks using well-established techniques and public email and web-based threats that were found to be live on the internet at the time of the test.

The results indicate how effectively the products were at detecting and/or protecting against those threats in real time.

MANAGEMENT

Director Simon Edwards

Operations Director Marc Briggs

Office Manager Magdalena Jurenko

Technical Lead Stefan Dumitrascu

TESTING TEAM

Thomas Bean

Dimitar Dobrev

Liam Fisher

Gia Gorbald

Pooja Jain

Ivan Merazchiev

Jon Thompson

Jake Warren

Stephen Withey

IT SUPPORT

Danny King-Smith

Chris Short

PUBLICATION

Steve Haines

Colin Mackleworth

Website www.SELabs.uk

Twitter @SELabsUK

Email info@SELabs.uk

Facebook www.facebook.com/selabsuk

Blog blog.selabs.uk

Phone 0203 875 5000

Post ONE Croydon, London, CR0 0XT

SE Labs is BS EN ISO 9001 : 2015 certified for
The Provision of IT Security Product Testing.

SE Labs Ltd is a member of the Anti-Malware
Testing Standards Organization (AMTSO)

CONTENTS

Introduction	04
Executive Summary	05
1. Total Accuracy Ratings	06
Small Business Endpoint Protection Awards	07
2. Protection Ratings	08
3. Protection Scores	09
4. Protection Details	10
5. Legitimate Software Ratings	11
5.1 Interaction Ratings	12
5.2 Prevalence Ratings	13
5.3 Accuracy Ratings	13
5.4 Distribution of Impact Categories	14
6. Conclusions	14
Appendix A: Terms Used	15
Appendix B: FAQs	15
Appendix C: Product Versions	16
Appendix D: Attack Types	17

Document version 1.0 Written 22nd July 2018



INTRODUCTION

Detected, blocked, quarantined, cleaned?

What happens when your choice of security software handles an attack?

It should be simple. You've clicked on the wrong link, opened a malicious email or installed something inadvisable. A threat is now attacking your PC and it's up to your choice of anti-malware product to handle things. But what does it actually do under the hood?

Detection is important. The product should recognise that a threat exists, even if it can't fully handle it. At least you can receive an alert and seek help (or an alternative anti-malware program!)

Blocking threats is also very important. Ideally the protection system will prevent the malware from running. Sometimes that doesn't happen and the malware runs. In that case one hopes that the security software would recognise that bad things are happening and stop them. This is what we call 'neutralisation'.

Following a neutralisation your computer might not be completely clean. There could be some rogue code still on your hard disk, possibly even on your Desktop. There might also be entries in the Registry and elsewhere that will try to run this code (or code that has been deleted or quarantined).

You probably want your system to be protected by having threats blocked and, in cases where they are not, that they be removed as fast as possible and all significant traces removed. We call this happy state 'complete remediation'.

In SE Labs tests we measure all of these outcomes, including the worst one: *compromise*.

If you want to know how the different products tested in this report handled threats in detail, check out the **Protection Details** table and graph on page 10. We don't show details of which products completely remediated threats and which did not when neutralising but the **Protection Ratings** on page 8 take these into account.

If you spot a detail in this report that you don't understand, or would like to discuss, please contact us via our Twitter or Facebook accounts.

SE Labs uses current threat intelligence to make our tests as realistic as possible. To learn more about how we test, how we define 'threat intelligence' and how we use it to improve our tests please visit our website and follow us on Twitter.

Executive Summary

Product names

It is good practice to stay up to date with the latest version of your chosen endpoint security product. We made best efforts to ensure that each product tested was the very latest version running with the most recent updates to give the best possible outcome.

For specific build numbers, see **Appendix C: Product versions** on page 16.

EXECUTIVE SUMMARY			
Products tested	Protection Accuracy Rating (%)	Legitimate Accuracy Rating (%)	Total Accuracy Rating (%)
Sophos Intercept X Advanced	99%	100%	100%
Symantec Endpoint Protection Cloud	99%	100%	100%
ESET Endpoint Security	97%	100%	99%
Kaspersky Small Office Security	97%	100%	99%
McAfee Small Business Security	87%	100%	95%
Microsoft System Center Endpoint Protection	90%	98%	95%
Trend Micro Worry Free Security Services	90%	98%	95%
Panda Endpoint Protection	58%	100%	85%
Webroot SecureAnywhere Endpoint Protection	29%	100%	75%
Malwarebytes Endpoint Security	-25%	100%	55%

Products highlighted in green were the most accurate, scoring 85 per cent or more for Total Accuracy. Those in yellow scored less than 85 but 75 or more. Products shown in red scored less than 75 per cent.

For exact percentages, see **1. Total Accuracy Ratings** on page 6.

■ The endpoints were generally effective at handling general threats from cyber criminals...

Most products were largely capable of handling public web-based threats such as those used by criminals to attack Windows PCs, tricking users into running malicious files or running scripts that download and run malicious files. **Malwarebytes** was notably weaker than the competition.

■ .. and targeted attacks were prevented in many cases.

Many products were also competent at blocking more targeted, exploit-based attacks. However, while some did very well in this part of the test, others were very much weaker. **Webroot's** was largely incapable of stopping the targeted attacks, while **Malwarebytes** stopped none.

■ False positives were not an issue for most products

Most of the endpoint solutions were good at correctly classifying legitimate applications and websites. The vast majority allowed all of the legitimate websites and applications. **Trend Micro's** and **Microsoft's** were the least accurate in this part of the test.

■ Which products were the most effective?

Products from **Symantec**, **Sophos**, **ESET**, **Kaspersky Lab**, **Trend Micro**, **Microsoft** and **McAfee** achieved extremely good results due to a combination of their ability to block malicious URLs, handle exploits and correctly classify legitimate applications and websites.

1. Total Accuracy Ratings

Judging the effectiveness of an endpoint security product is a subtle art, and many factors are at play when assessing how well it performs. To make things easier we've combined all the different results from this report into one easy-to-understand graph.

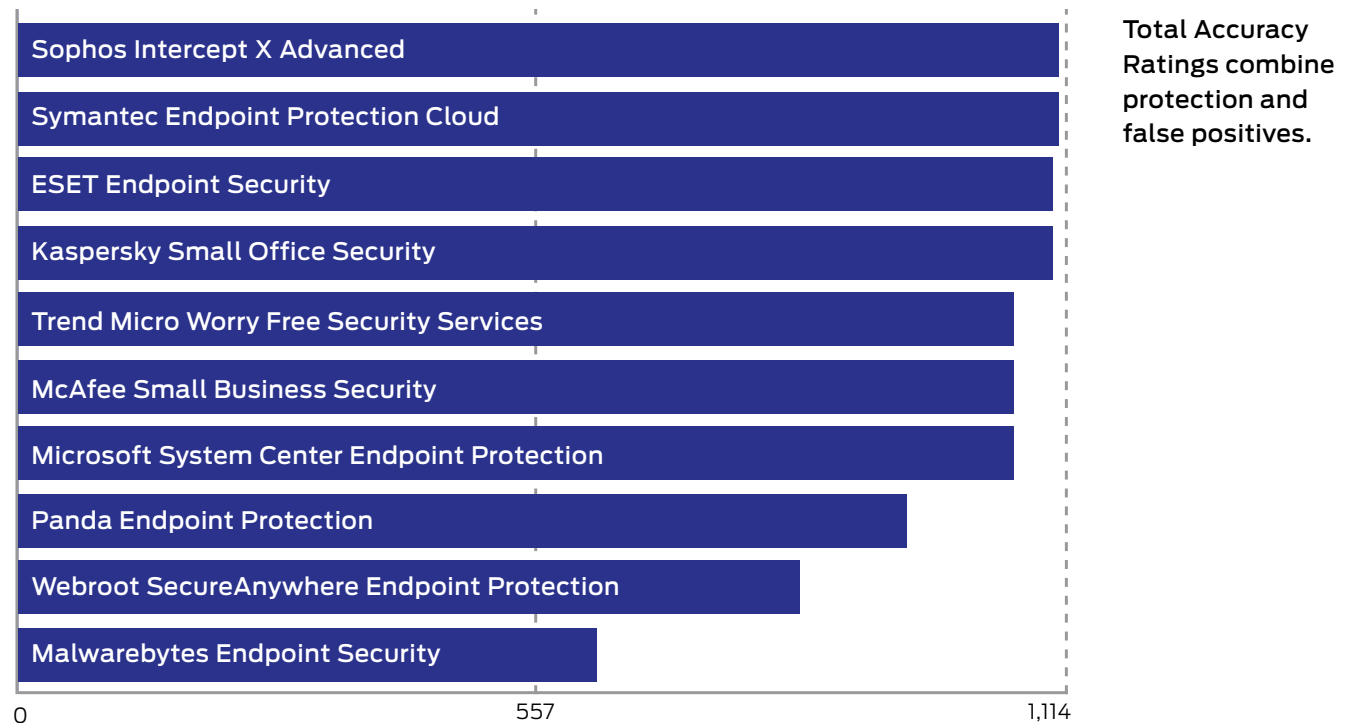
The graph below takes into account not only each product's ability to detect and protect against threats, but also its handling of non-malicious objects such as web addresses (URLs) and applications.

Not all protections, or detections for that matter, are equal. A product might completely block a URL, which stops the threat before it can even start its intended series of malicious events. Alternatively, the product might allow a web-based exploit to execute but prevent it from downloading any further code to the target. In another case malware might run on the target for a short while before its behaviour is detected and its code is deleted or moved to a safe 'quarantine' area for future analysis. We take these outcomes into account when attributing points that form final ratings.

For example, a product that completely blocks a threat is rated more highly than one that allows a threat to run for a while before eventually evicting it. Products that allow all malware infections, or that block popular legitimate applications, are penalised heavily.

Categorising how a product handles legitimate objects is complex, and you can find out how we do it in **5. Legitimate Software Ratings** on page 11.

TOTAL ACCURACY RATINGS			
Product	Total Accuracy Rating	Total Accuracy (%)	Award
Sophos Intercept X Advanced	1,109	100%	AAA
Symantec Endpoint Protection Cloud	1,109	100%	AAA
ESET Endpoint Security	1,102	99%	AAA
Kaspersky Small Office Security	1,102	99%	AAA
Trend Micro Worry Free Security Services	1,061	95%	AAA
McAfee Small Business Security	1,060	95%	AAA
Microsoft System Center Endpoint Protection	1,060	95%	AAA
Panda Endpoint Protection	946	85%	A
Webroot SecureAnywhere Endpoint Protection	830	75%	C
Malwarebytes Endpoint Security	614	55%	



Small Business Endpoint Protection Awards

The following products win SE Labs awards:

- **Sophos** Intercept X Advanced
- **Symantec** Endpoint Protection Cloud
- **ESET** Endpoint Security
- **Kaspersky** Small Office Security
- **Trend Micro** Worry Free Security Services
- **McAfee** Small Business Security
- **Microsoft** System Center Endpoint Protection



- **Panda** Endpoint Protection



- **Webroot** SecureAnywhere Endpoint Protection



2. Protection Ratings

The results below indicate how effectively the products dealt with threats. Points are earned for detecting the threat and for either blocking or neutralising it.

■ Detected (+1)

If the product detects the threat with any degree of useful information, we award it one point.

■ Blocked (+2)

Threats that are disallowed from even starting their malicious activities are blocked. Blocking products score two points.

■ Neutralised (+1)

Products that kill all running malicious processes 'neutralise' the threat and win one point.

■ Complete Remediation (+1)

If, in addition to neutralising a threat, the product removes all significant traces of the attack, it gains an additional one point.


■ Persistent Neutralisation (-2)

This result occurs when a product continually blocks a persistent threat from achieving its aim, while not removing it from the system.

■ Compromised (-5)

If the threat compromises the system, the product loses five points. This loss may be reduced to four points if it manages to detect

PROTECTION RATINGS		
Product	Protection Rating	Protection Rating (%)
Sophos Intercept X Advanced	395	99%
Symantec Endpoint Protection Cloud	395	99%
ESET Endpoint Security	388	97%
Kaspersky Small Office Security	388	97%
Trend Micro Worry Free Security Services	359	90%
Microsoft System Center Endpoint Protection	358	90%
McAfee Small Business Security	346	87%
Panda Endpoint Protection	232	58%
Webroot SecureAnywhere Endpoint Protection	116	29%
Malwarebytes Endpoint Security	-100	-25%



3. Protection Scores

the threat (see Detected, above), as this at least alerts the user, who may now take steps to secure the system.

Rating calculations

We calculate the protection ratings using the following formula:

Protection rating =
 (1x number of Detected) +
 (2x number of Blocked) +
 (1x number of Neutralised) +
 (1x number of Complete remediation) +
 (-5x number of Compromised)

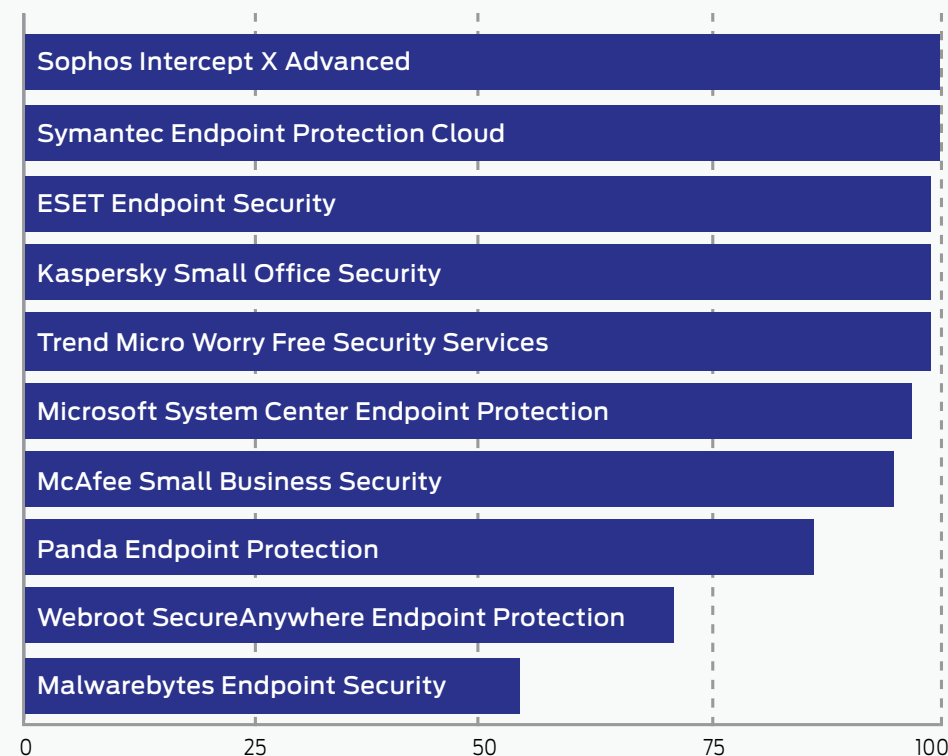
The 'Complete remediation' number relates to cases of neutralisation in which all significant traces of the attack were removed from the target. Such traces should not exist if the threat was 'Blocked' and so Blocked results imply Complete remediation.

*These ratings are based on our opinion of how important these different outcomes are. You may have a different view on how seriously you treat a 'Compromise' or 'Neutralisation without complete remediation'. If you want to create your own rating system, you can use the raw data from 4. **Protection Details** on page 10 to roll your own set of personalised ratings.*

This graph shows the overall level of protection, making no distinction between neutralised and blocked incidents.

For each product we add Blocked and Neutralised cases together to make one simple tally.

PROTECTION SCORES	
Product	Protection Score
Sophos Intercept X Advanced	100
Symantec Endpoint Protection Cloud	100
ESET Endpoint Security	99
Kaspersky Small Office Security	99
Trend Micro Worry Free Security Services	99
Microsoft System Center Endpoint Protection	97
McAfee Small Business Security	95
Panda Endpoint Protection	86
Webroot SecureAnywhere Endpoint Protection	71
Malwarebytes Endpoint Security	54

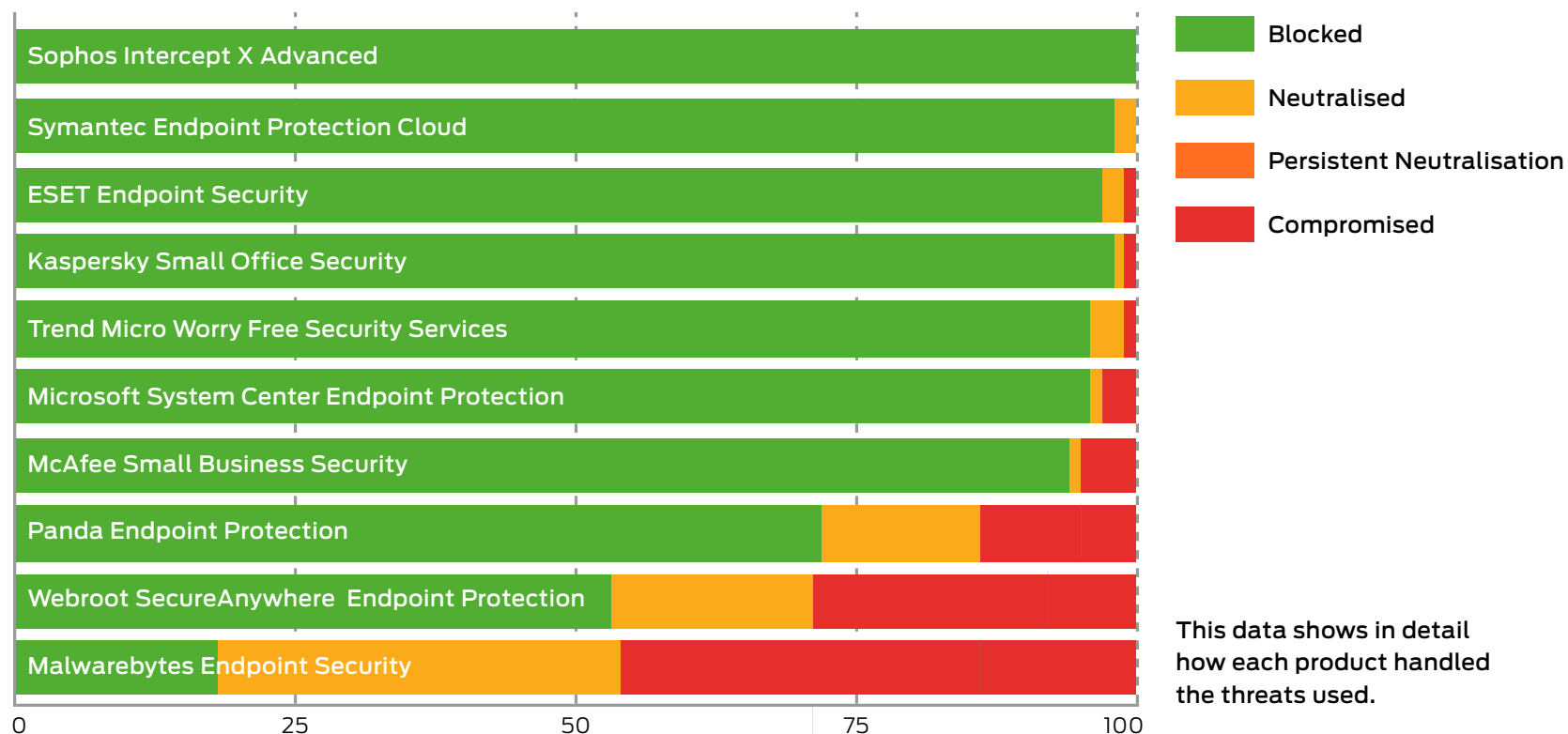


Protection Scores are a simple count of how many times a product protected the system.

4. Protection Details

These results break down how each product handled threats into some detail. You can see how many detected a threat and the levels of protection provided.

Products sometimes detect more threats than they protect against. This can happen when they recognise an element of the threat but aren't equipped to stop it. Products can also provide protection even if they don't detect certain threats. Some threats abort on detecting specific endpoint protection software.



This data shows in detail how each product handled the threats used.

PROTECTION DETAILS						
Product	Detected	Blocked	Neutralised	Persistent Neutralisation	Compromised	Protected
Sophos Intercept X Advanced	100	100	0	0	0	100
Symantec Endpoint Protection Cloud	100	98	2	0	0	100
ESET Endpoint Security	100	97	2	0	1	99
Kaspersky Small Office Security	100	98	1	0	1	99
Trend Micro Worry Free Security Services	100	96	3	0	1	99
Microsoft System Center Endpoint Protection	100	96	1	0	3	97
McAfee Small Business Security	100	94	1	0	5	95
Panda Endpoint Protection	95	72	14	0	14	86
Webroot SecureAnywhere Endpoint Protection	93	53	18	0	29	71
Malwarebytes Endpoint Security	31	18	36	0	46	54

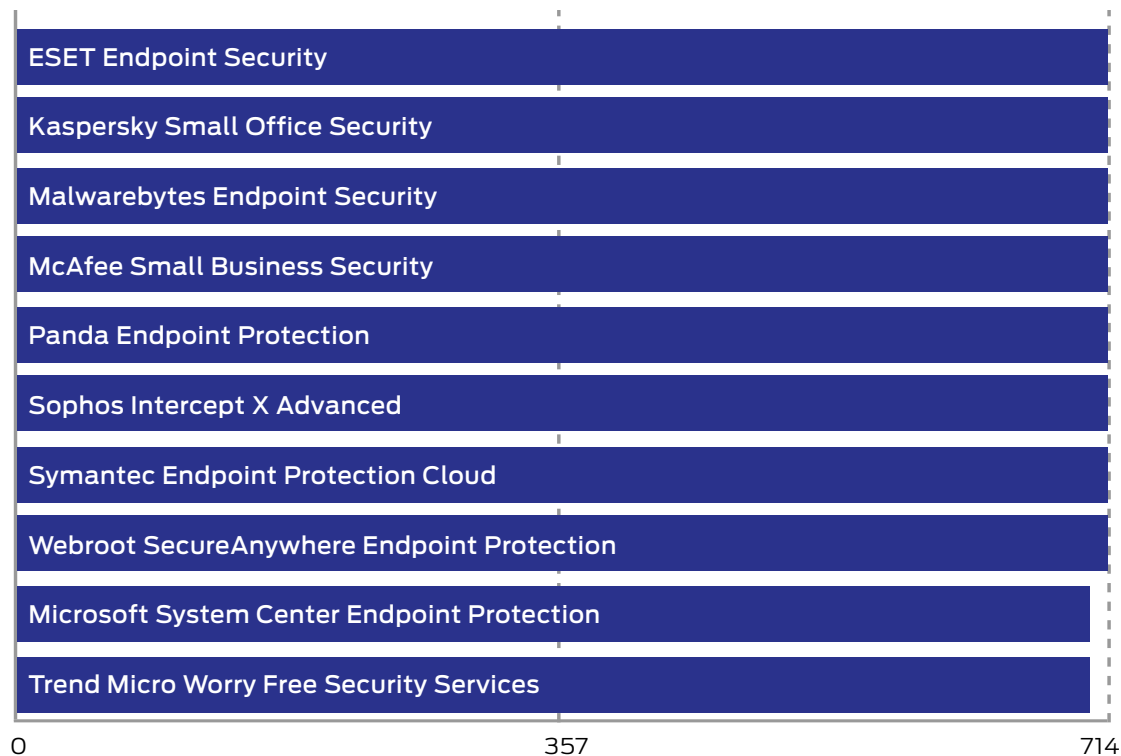
5. Legitimate Software Ratings

These ratings indicate how accurately the products classify legitimate applications and URLs, while also taking into account the interactions that each product has with the user. Ideally a product will either not classify a legitimate object or will classify it as safe. In neither case should it bother the user.

We also take into account the prevalence (popularity) of the applications and websites used in this part of the test, applying stricter penalties for when products misclassify very popular software and sites.

To understand how we calculate these ratings, see [5.3 Accuracy Ratings](#) on page 13.

LEGITIMATE SOFTWARE RATINGS		
Product	Legitimate Accuracy Rating	Legitimate Accuracy (%)
ESET Endpoint Security	714	100%
Kaspersky Small Office Security	714	100%
Malwarebytes Endpoint Security	714	100%
McAfee Small Business Security	714	100%
Panda Endpoint Protection	714	100%
Sophos Intercept X Advanced	714	100%
Symantec Endpoint Protection Cloud	714	100%
Webroot SecureAnywhere Endpoint Protection	714	100%
Microsoft System Center Endpoint Protection	702	98%
Trend Micro Worry Free Security Services	702	98%



Legitimate Software Ratings can indicate how well a vendor has tuned its detection engine.

5.1 Interaction Ratings

It's crucial that anti-malware endpoint products not only stop – or at least detect – threats, but that they allow legitimate applications to install and run without misclassifying them as malware. Such an error is known as a 'false positive' (FP).

In reality, genuine FPs are quite rare in testing. In our experience it is unusual for a legitimate application to be classified as 'malware'. More often it will be classified as 'unknown', 'suspicious' or 'unwanted' (or terms that mean much the same thing).

We use a subtle system of rating an endpoint's approach to legitimate objects, which takes into account how it classifies the application and how it presents that information to the user. Sometimes the endpoint software will pass the buck and demand that the user decide if the application is safe or not. In such cases the product may make a recommendation to allow or block. In other cases, the product will make no recommendation, which is possibly even less helpful.

If a product allows an application to install and run with no user interaction, or with simply a brief notification that the application is likely to be safe, it has achieved an optimum result. Anything else is a Non-Optimal Classification/Action (NOCA). We think that measuring NOCAs is more useful than counting the rarer FPs.

	None (allowed)	Click to allow (default allow)	Click to allow/block (no recommendation)	Click to block (default block)	None (blocked)	
Object is safe	2	1.5	1			A
Object is unknown	2	1	0.5	0	-0.5	B
Object is not classified	2	0.5	0	-0.5	-1	C
Object is suspicious	0.5	0	-0.5	-1	-1.5	D
Object is unwanted	0	-0.5	-1	-1.5	-2	E
Object is malicious				-2	-2	F
	1	2	3	4	5	

Products that do not bother users and classify most applications correctly earn more points than those that ask questions and condemn legitimate applications.

INTERACTION RATINGS		
Product	None (Allowed)	None (blocked)
ESET Endpoint Security	100	0
Kaspersky Small Office Security	100	0
Malwarebytes Endpoint Security	100	0
McAfee Small Business Security	100	0
Panda Endpoint Protection	100	0
Sophos Intercept X Advanced	100	0
Symantec Endpoint Protection Cloud	100	0
Webroot SecureAnywhere Endpoint Protection	100	0
Microsoft System Center Endpoint Protection	99	1
Trend Micro Worry Free Security Services	99	1

5.2 Prevalence Ratings

There is a significant difference between an endpoint product blocking a popular application such as the latest version of Microsoft Word and condemning a rare Iranian dating toolbar for Internet Explorer 6. One is very popular all over the world and its detection as malware (or something less serious but still suspicious) is a big deal. Conversely, the outdated toolbar won't have had a comparably large user base even when it was new. Detecting this application as malware may be wrong, but it is less impactful in the overall scheme of things.

With this in mind, we collected applications of varying popularity and sorted them into five separate categories, as follows:

1. **Very high impact**
2. **High impact**
3. **Medium impact**
4. **Low impact**
5. **Very low impact**

Incorrectly handling any legitimate application will invoke penalties, but classifying Microsoft Word as malware and blocking it without any way for the user to override this will bring far greater penalties than doing the same for an ancient niche toolbar. In order to calculate these relative penalties, we assigned each impact category with a rating modifier, as shown in the table above.

LEGITIMATE SOFTWARE CATEGORY FREQUENCY	
Impact Category	Rating Modifier
Very high impact	5
High impact	4
Medium impact	3
Low impact	2
Very low impact	1

Applications were downloaded and installed during the test, but third-party download sites were avoided and original developers' URLs were used where possible. Download sites will sometimes bundle additional components into applications' install files, which may correctly cause anti-malware products to flag adware. We remove adware from the test set because it is often unclear how desirable this type of code is.

The prevalence for each application and URL is estimated using metrics such as third-party download sites and the data from Alexa.com's global traffic ranking system.

5.3 Accuracy Ratings

We calculate legitimate software accuracy ratings by multiplying together the interaction and prevalence ratings for each download and installation:

Accuracy rating = Interaction rating x Prevalence rating

If a product allowed one legitimate, Medium impact application to install with zero interaction with the user, then its Accuracy rating would be calculated like this:

Accuracy rating = 2 x 3 = 6

*This same calculation is made for each legitimate application/site in the test and the results are summed and used to populate the graph and table shown under **5. Legitimate Software Ratings** on page 11.*

5.4 Distribution of Impact Categories

Endpoint products that were most accurate in handling legitimate objects achieved the highest ratings. If all objects were of the highest prevalence, the maximum possible rating would be 1,000 (100 incidents x (2 interaction rating x 5 prevalence rating)).

In this test there was a range of applications with different levels of prevalence. The table below shows the frequency:

LEGITIMATE SOFTWARE CATEGORY FREQUENCY	
Prevalence Rating	Frequency
Very high impact	25
High impact	37
Medium impact	17
Low impact	12
Very low impact	9
GRAND TOTAL	100

6. Conclusions

Attacks in this test included threats that affect the wider public and more closely-targeted individuals and organisations. You could say that we tested the products with ‘public’ malware and full-on hacking attacks.

We introduced the threats in a realistic way such that threats seen in the wild on websites were downloaded from those same websites, while threats caught spreading through email were delivered to our target systems as emails.

All of the products tested are well-known and should do well in this test. While we do ‘create’ threats by using publicly available free hacking tools, we don’t write unique malware so there is no technical reason why every vendor being tested should do poorly.

Consequently, it’s not a shock to see all products handle the public threats very effectively. **Webroot** and **Malwarebytes** were notable in their struggle at handling these. Targeted attacks were also handled well by most but caused some significant problems for the products from **Malwarebytes** and **Webroot**. **Webroot** notes that testing occurred before it released its script and anti-exploit protection. **Malwarebytes Endpoint Security** failed to stop any of the targeted attacks, which is an unusually poor performance in our tests.

The **Sophos** and **Symantec** products blocked all of the public and targeted attacks.

They also handled the legitimate applications correctly. Those from **Kaspersky Lab** and **ESET** stopped all of the public threats but each allowed one targeted attack to achieve some level of success.

The **Microsoft** and **McAfee** products performed strongly, both stopping the vast majority of public threats, while **Microsoft’s** stopped all of the targeted attacks and **McAfee** missed only one.

Panda Endpoint Protection did well with the public threats but missed just over half of the targeted attacks. **Webroot SecureAnywhere Endpoint Protection** blocked a good number of public threats but only managed to stop two targeted attacks.

The only product not to achieve a rating was **Malwarebytes Endpoint Security**. It was completely accurate with legitimate applications but, when handling threats, it neutralised twice as often as it blocked malware outright. More seriously, it also missed all of the targeted attacks.

The leading products from **Sophos**, **Symantec**, **ESET**, **Kaspersky Lab**, **Trend Micro**, **Microsoft** and **McAfee**, all win AAA awards.

Appendices

APPENDIX A: Terms Used

TERM	MEANING
Compromised	The attack succeeded, resulting in malware running unhindered on the target. In the case of a targeted attack, the attacker was able to take remote control of the system and carry out a variety of tasks without hindrance.
Blocked	The attack was prevented from making any changes to the target.
False positive	When a security product misclassifies a legitimate application or website as being malicious, it generates a 'false positive'.
Neutralised	The exploit or malware payload ran on the target but was subsequently removed.
Complete remediation	If a security product removes all significant traces of an attack, it has achieved complete remediation.
Target	The test system that is protected by a security product.
Threat	A program or sequence of interactions with the target that is designed to take some level of unauthorised control of that target.
Update	Security vendors provide information to their products in an effort to keep abreast of the latest threats. These updates may be downloaded in bulk as one or more files, or requested individually and live over the internet.

APPENDIX B: FAQs

A **full methodology** for this test is available from our website.

- The products chosen for this test were selected by SE Labs.
- The test was unsponsored.
- The test was conducted between 3rd April and 5th June 2018.
- All products were configured according to each vendor's recommendations, when such recommendations were provided.
- Malicious URLs and legitimate applications and URLs were independently located and verified by SE Labs.
- Targeted attacks were selected and verified by SE Labs.
- Malicious and legitimate data was provided to partner organisations once the test was complete.
- SE Labs conducted this endpoint security testing on physical PCs, not virtual machines.

Q What is a partner organisation? Can I become one to gain access to the threat data used in your tests?

A Partner organisations benefit from our consultancy services after a test has been run. Partners may gain access to low-level data that can be useful in product improvement initiatives and have permission to use award logos, where appropriate, for marketing purposes. We do not share data on one partner with other partners. We do not partner with organisations that do not engage in our testing.

Q I am a security vendor and you tested my product without permission. May I access the threat data to verify that your results are accurate?

A We are willing to share a certain level of test data with non-partner participants for free. The intention is to provide sufficient data to demonstrate that the results are accurate. For more in-depth data suitable for product improvement purposes we recommend becoming a partner.

APPENDIX C: Product Versions

The table below shows the service's name as it was being marketed at the time of the test.

PRODUCT VERSIONS			
Provider	Product Name	Build Version (start)	Build Version (end)
ESET	Endpoint Security	6.4.2014.0	ESET Version: 6.4.2014.0, Windows 10 Version: 10.0.16299, Virus signature database: 17506
Kaspersky Lab	Small Office Security	17.0.0.611 (j)	17.0.0.611 (i)
Malwarebytes	Endpoint Security	1.80.2.1012	1.80.2.1012
McAfee	Small Business Security	Agent Version Number: 5.0.6.220	McAfee Agent - Version: 5.0.6.220, McAfee Endpoint Security - Version number: 10.5
Microsoft	System Center Endpoint Protection	4.12.17007.18022 (Antimalware Client Version) 1.263.824.0 (Antivirus Version)	4.16.17656.18052 (Antimalware Client Version), 1.269.619.0 (Antivirus Version), 1.269.619.0 (Antispyware Version), 1.1.14901.4 (Engine Version)
Panda	Endpoint Protection	Version: 7.70.0; Agent Version: 7.80.0;	Version: 7.70.0; Agent Version: 7.80.0
Sophos	Intercept X Advanced	Core Agent (2.0.2), Endpoint Advanced (10.8.1.1), Sophos Intercept X (2.0.2), Device Encryption (1.3.90)	Core Agent (2.0.3), Endpoint Advanced (10.8.1.2), Sophos Intercept X (2.0.3), Device Encryption (1.4.43)
Symantec	Endpoint Protection Cloud	22.12.1.15	22.14.0.54
Trend Micro	Worry Free Security Services	6.3.1207	6.3.1256/ 13.1.2073
Webroot	SecureAnywhere Endpoint Protection	9.0.19.43	9.0.20.31

APPENDIX D: Attack Types

The table below shows how each product protected against the different types of attacks used in the test.

ATTACK TYPES			
Product	Web-Download	Targeted Attack	Protected
Sophos Intercept X Advanced	75	25	100
Symantec Endpoint Protection Cloud	75	25	100
ESET Endpoint Security	75	24	99
Kaspersky Small Office Security	75	24	99
Trend Micro Worry Free Security Services	74	25	99
Microsoft System Center Endpoint Protection	72	25	97
McAfee Small Business Security	71	24	95
Panda Endpoint Protection	74	12	86
Webroot SecureAnywhere Endpoint Protection	69	2	71
Malwarebytes Endpoint Security	54	0	54

SE Labs Report Disclaimer

1. The information contained in this report is subject to change and revision by SE Labs without notice.
2. SE Labs is under no obligation to update this report at any time.
3. SE Labs believes that the information contained within this report is accurate and reliable at the time of its publication, which can be found at the bottom of the contents page, but SE Labs does not guarantee this in any way.
4. All use of and any reliance on this report, or any information contained within this report, is solely at your own risk. SE Labs shall not be liable or responsible

- for any loss of profit (whether incurred directly or indirectly), any loss of goodwill or business reputation, any loss of data suffered, pure economic loss, cost of procurement of substitute goods or services, or other intangible loss, or any indirect, incidental, special or consequential loss, costs, damages, charges or expenses or exemplary damages arising his report in any way whatsoever.
5. The contents of this report does not constitute a recommendation, guarantee, endorsement or otherwise of any of the products listed, mentioned or tested.
6. The testing and subsequent results do not guarantee that there are no errors

- in the products, or that you will achieve the same or similar results. SE Labs does not guarantee in any way that the products will meet your expectations, requirements, specifications or needs.
7. Any trade marks, trade names, logos or images used in this report are the trade marks, trade names, logos or images of their respective owners.
8. The contents of this report are provided on an "AS IS" basis and accordingly SE Labs does not make any express or implied warranty or representation concerning its accuracy or completeness.